

Model 664F(type a) General Purpose OEM Pres



664F(type a) OEM pressure sensors are made from alloy steel or stainless steel in small dimensions, the sensors possess inner cavity and various kind of outer thread from which for the process connection, the sensor is used to measure pressures of gases, or diluted liquid media..


Based on BCM advanced metal foil strain gauge technology, the sensing elements of these 664F(type a) OEM pressure sensors are BCM strain gauges, these strain gauges form a Wheatstone bridge on back of the diaphragm to sensing the deformation of the diaphragm, this deformation results from the pressure which act vertically to the diaphragm.

Model 664F(type a) OEM pressure sensors are mostly used as gauge pressure type to integrate transducers and transmitters, the sensors feature a wide measuring range from 0~16 bar to 0~1000 bar, with an accuracy up to 0.25%fso (fso = full scale output). Though the compensated temperature range is -10 ~ +60°C, the sensors can be used in the temperature range of -20 to 125°C.

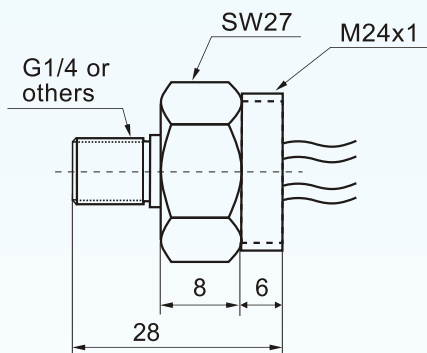
Output signal of 664F(type a) is wheatstone bridge output signal in millivoltage, the sensor use the cable for the connecting of both the output signal and electric excitation of the bridge, and use the rear male thread of M24x1 for housing connections.

Features:

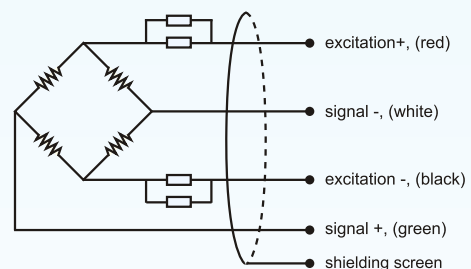
- pressure ranges: 0~16, ..., 0~1000 bar
- output signal: wheatstone bridge output signal;
- measuring accuracy: 0.25 %fso, 0.5 %fso
- compensated temperature ranges: -10 ~ +60°C
- materials: alloy steel, option: 316L, 316 SS
- construction: integrated construction, rigid and robust
- housing protection: IP 65



Dimensions:



Electrical connection:



BCM SENSOR TECHNOLOGIES BVBA

Model 664F(type a) General Purpose OEM Pres



Specifications:

parameters	units	specifications
pressure media		gases, dilute liquids, compatible to wetted parts
measuring ranges & type	barG	0~16, 0~25, 0~40, 0~65, 0~100, 0~160, 0~250, 0~400, 0~650, ~1000
overload pressure	%fs	150
output signal	mV/V	1 (range 0~16 bar), 1.5 (ranges: ≤ 0~25 bar), 2 (other ranges)
supply voltage	V	10V (max. 12V)
zero offset	%fso	±1
accuracy	%fso	0.25, 0.5 (standard)
long-term stability	%fso/year	< 0.2
input & output resistance	Ω	550±10% (standard), 1000±10%, 2000±10%
insulation resistance	MΩ	> 500 @ 100 Vdc
temperature coefficient of ZERO	%fso/10°C	± 0.5
temperature coefficient of SPAN	%fso/10°C	± 0.5
compensated temperature range	°C	-10 ~ +60
operating temperature range	°C	-20 ~ +125
process connection	external thread	1/4 NPT, 1/2 NPT, G1/4, G1/2, PT 3/8, PT 1/2, 7/16"-20 UNF, 1/2"-20 UNF, M16 x1.5, M20 x1.5
electrical connection	cable	0.1 m length, Φ0.8 mm, 4-wire shielded PVC

The listed specifications are subject to change without prior notice.

How to order:

model-range-output-accuracy-input&output resistance-process interface-electrical interface-customer tailored specifications
ordering code example: 664F(a)-0/40barG-2mV/V-0.5%fso-550Ohm-G1/4-100 mm 4-core PVC skinned flat cable



BCM SENSOR TECHNOLOGIES BVBA

ISO9001 Certified Company

Industriepark Zone 4, Brechtsebaan 2
B-2900 Schoten - Antwerpen, BELGIUM

Tel.: +32-3-238 6469
Fax: +32-3-238 4171

website: www.bcmsensor.com
email: sales@bcmsensor.com