


# Model JB (type III)-series Load cell Junction Boxe

## Features:


- Stainless steel or plastic boxes to be selected, special sealing method, durable and reliable;
- Adopting high precision and low shift resistor and adjustable resistor to confirm the high accuracy and stability of system;
- Special Separating tie-in for load cell cable and signal cable to ensure the connecting reliability;
- Easy for assembling and adjustment with the marks in the box;
- adjustable power supply and output signal are available on the requests.




**JB (type III)-1**  
plastic box(4 lines)  
Dimension:  
158 x 91 x 46mm



**JB (type III)-2**  
Stainless steel box  
(4 ,6,8 lines)  
Dimension:  
240 x 180 x 59mm



**JB (type III)-3**  
Covered plastic alloy steel box  
(4 lines)  
Dimension:  
172 x 123 x 33 mm



**JB (type III)-4**  
plastic box(6,8 lines)  
Dimension:  
260 x 185 x 95mm